











LEGEND:	
	500 WASTE WATER PIPE (CONCEALED) PVC
	6Kg/cm²
	750 WASTE WATER PIPE (CONCEALED) PVC
	6Kg/cm²
	1100 SOIL PIPE (CONCEALED) PVC
	6Kg/cm²
	1100 SOIL PIPE (HEADER)
	1100 WASTE PIPE (HEADER)
	750 VENT PIPE (HEADER) PVC 4Kg/cm²
	
S	SOIL PIPE
W	WASTE PIPE
GT	GULLY TRAP
MH	MANHOLE

NOTATION	ITEM
⑥	FLOOR MOUNTED WATER CLOSET
⑦	WALL HUNG WASH BASIN
⑧	FLOOR TRAP 110 mm OUTER DIA (MULTI TRAP) INCLUDING CP COCKROACH FREE FLOOR GRATING WITH CUP
⑨	SS SINK

NOTE :-

1. ALL DIMENSIONS ARE IN MILLIMETERS AND LEVELS ARE IN METERS
2. ONLY WRITTEN DIMENSIONS SHOULD BE FOLLOWED
3. PROVIDE DOOR FACILITIES FOR ACCESS AT ALL JUNCTIONS AND TURNINGS.
4. A MINIMUM DISTANCE OF 150mm SHOULD BE KEPT BETWEEN WALL & FLOOR TRAP CENTRE.
5. ALL PIPES SHOWN ARE PVC6 kg/cm? EXCEPT FOR VENT PIPES
6. ALL VENT PIPE SHOWN ARE PVC 4kg/cm?.
7. THE DIAMETER OF PIPE LINES GIVEN IN THE DRAWINGS ARE OUTSIDE DIMENSIONS FOR PVC PIPES.
8. THE SEWER PIPE LINES SHALL BE TESTED BY COMPLETELY FILLING THE SEWER PIPE WITH WATER BY PLUGGING LOWEST POINT TO THE HIGHEST POINT OF THE SEWER PIPE LINE SECTION. THE SEWER PIPE SHALL BE JUTTER TIGHT AT ALL POINTS.
9. ALL ITEMS/DESIGNS SHALL BE GOT APPROVED FROM DESIGN OFFICE AND ENGINEER-IN-CHARGE PRIOR TO BULK PROCUREMENT.
10. PIPES SUPPORT SPACING FOR VERTICAL RISERS UP TO 40mm DIA IS 2m AND 3m FOR 40mm DIA AND ABOVE.
11. NO PIPES SHALL BE SEEN EXPOSED.